



NEW SUV 2008

Prices, equipments
and technical specifications E & OE

Prices applicable from February 2024



RANGE



ACTIVE

Peugeot LED Technology headlamps with 3-claw LED daytime running lights

PEUGEOT i-Cockpit® with 3.5" instrument panel display

Peugeot i-Connect

DAB radio with 10" HD color touch screen
Bluetooth®, Wireless Mirror Screen

Monozone automatic air conditioning

VisioPark 1 : HD rear camera, rear parking sensors

Electric adjustable and retracted defrosting exterior mirrors

16" 'Silom' wheel trims

ELECTRICAL SPECIFITIES

Hands-free start

High console with armrest & electric parking brake

7kW monophasic on-board charger and a Mode 3 Type 2 cable for wall box charging



ALLURE

Equipment in addition to ACTIVE

Peugeot i-Cockpit® with digital 10" cluster w

Front parking aid, graphic and sound

2-position modular boot floor

Overtinted Windows and Heated Rear windshield

Electrochrome rear view mirror

Longitudinal black Roof Bars

17" 'Karakoy' diamond alloy wheels

High console with armrest & electric parking brake

Tri-material 'Casual Lomsa' embossed fabric, leather effect and cloth seat trim with Quartz stitch detail

ELECTRICAL SPECIFITIES

Hands-free start



GT

Equipment in addition to ALLURE

Peugeot upper Full LED Technology headlamps with 3-claws LED daytime lights

PEUGEOT 3D i-Cockpit®: Configurable 3D head-up instrument panel

Smartphone Wireless charger (15W)

Mistral full-grain perforated leather steering wheel with 'Adamite' green stitch detail and satin chrome 'GT' emblem

Black Diamond Roof

Interior frameless mirror

PEUGEOT Hands-free access and start

Aluminium pedals and aluminum front door sills with PEUGEOT signature

VisioPark 2: HD front and rear cameras with touchscreen display of front, rear views and 360° view

PRICES - 2008

Recommended prices

	CO ₂ (g/km)	TAX BAND	ANNUAL ROAD TAX (€)	ACTIVE	ALLURE	GT
PETROL						
PureTech 100 S&S BVM6	126-130*	B1	200	€30,740**	€32,995**	-
PureTech 130 S&S BVM6	129-130*	B1	200	-	€34,295**	-
HYBRID						
Hybrid 136 e-DCS6	110-115*	A6	190	-	€35,150**	€37,995**
ELECTRIC						
Electric engine 156 hp (115 kW) - Battery 54 kWh	0-0*	A	120	€35,610***	€37,570***	€40,230***

- * WLTP data currently being approved. Minimum - maximum mixed WLTP CO₂ emissions on the engine. The CO₂ emissions from the vehicle depend on the version selected as well as the options on the vehicle.
- ** Dealer delivery related charges, metallic paint and tyre recycling levy not included.
- *** Includes SEAI grant and VRT rebate & Dealer delivery related charges, metallic paint and tyre recycling levy not included.

(1) The CO₂ emissions entered are mixed and expressed in grams per kilometre. The fuel consumption and CO₂ emission values provided comply with WLTP approval (EU regulation 2017/948). Since 1 September 2018, new vehicles are approved on the basis of the worldwide harmonised light-duty vehicles test procedure (WLTP), which is a new, more realistic test procedure to measure fuel consumption and CO₂ emissions. This WLTP procedure fully replaces the New European Driving Cycle (NEDC), which was the previous test procedure. As the test conditions are more realistic, the fuel consumption and CO₂ emissions measured according to the WLTP procedure are, in many cases, higher than those measured according to the NEDC procedure. The fuel consumption and CO₂ emission values may vary depending on specific equipment, options and types of tyres. Contact your point-of-sale for more information. More information on www.peugeot.ie

STANDARD EQUIPMENT

SAFETY

6 Airbags

Auto-adaptive front, lateral front, front & rear curtains

Front (x2) and rear (x3) height adjustable headrests

ESP Disconnectable with slope start aid and detection of indirect under-inflation

ISOFIX and Top Tether fasteners on rear side seats

Pneumatic troubleshooting Kit

12 V compressor with clogging cartridge

3-claws LED rear lights

ADVANCED SAFETY

Safety Pack

Cruise Control / Speed Limiter

Automatic emergency braking with collision warning,

Active alert of unintentional crossing of line and aisle,

Extended traffic sign recognition and speed recommendations,

Driver attention alert

INTERIOR AESTHETICS

Black cabin and roof lining

COMFORT

Automatic air conditioning with Pollen and Carbon activated filters

Electrical front and rear window lifters, sequential and anti-tapping

Visibility Pack

Low beam automatic lighting

Auto release windscreen wiper

Outdoor lighting for reception and accompaniment



Images for illustration purposes only

STANDARD EQUIPMENT

UPHOLSTERY & SEATS

1/3 - 2/3 folding bench

Driver's seat with manual height adjustment

MULTIMEDIA & NAVIGATION

6 speakers

2 tweeters and 2 woofers on the front, 2 speakers on the back

ELECTRICAL SPECIFICITIES

7kW monophasic on-board charger and a Mode 3 Type 2 cable for wall box charging

Pre-heating functionality

Peugeot Connect SOS & Assistance and Teleservices

SOS & Assistance: Automatic or manual emergency call by SOS push, and direct connection with the PEUGEOT support platform (24h/24 7d/7)



Images for illustration purposes only

ACTIVE TRIM

Equipments in addition to standard equipment

SAFETY

Peugeot LED Technology headlamps with 3-claws LED daytime running lights

DRIVING & MANEUVERING AIDS

VisioPark 1 : HD rear camera, rear parking sensors

EXTERIOR AESTHETICS

Style elements

Grille

Grained black with horizontal polymiroirs marking
Bottom grid decoration grained black
body colored soft nose

Exterior mirror shells shiny black

Door handles with body color

Window weatherstrip matt black

Matt black katana

Black grained door side embellishers

Rear spoiler body color

New PEUGEOT Shield

Non chrome exhaust cannula (PureTech 100)

INTERIOR AESTHETICS

Style elements

Slush dashboard with Carbon decor and shiny Black wand with chrome ring

Front door panels with Carbon decoration and shiny Black wand with Calcite Green pad

Karsten grain rear door panels

Compact leather croute steering wheel with integrated multimedia controls



Images for illustration purposes only

ACTIVE TRIM

Equipments in addition to standard equipment

COMFORT

3 button remote control + mechanical key

Low console with mechanical parking brake

Interior lighting

A-DOME ceiling lights (1 lamp, 2 book lights)
Trunk light (lamp)

Acoustic tinted windshield

PEUGEOT i-Cockpit® with 3.5" instrument panel display

Manual day/night interior mirror

Electric adjustable and retracted defrosting exterior mirrors

Tinted rear windows and heated rear window

VisioPark 1 : HD rear camera, rear parking sensors

UPHOLSTERY & SEATS

Upholstery fabric PNEUMA embossed 3D, tri material Leorki chine and green Calcite stitchings

RIMS & WHEELS

16" 'Silom' wheel trims

MULTIMEDIA & NAVIGATION

Peugeot i-Connect

DAB radio with 10" HD color touch screen customizable
Bluetooth®, Wireless Mirror Screen (Apple CarPlay™ / Android Auto™), Wifi
1 USB Type C (Data+Charge) and 1 USB Type C (Charge) on front console



Images for illustration purposes only



ACTIVE TRIM

Equipments in addition to standard equipment

ELECTRICAL SPECIFICITIES

Hands-free start (Except electric drive 136 hp *)

High console with armrest & electric parking brake

1 USB type C (Charge) and 1 USB type A (Charge) for rear passengers
Normal/Eco/Sport driving mode Selector



Images for illustration purposes only



ALLURE TRIM

Equipments in addition to ACTIVE equipment

ADVANCED SAFETY

Pack Safety Plus

Pack Safety
Automatic day and night emergency braking (camera & radar)

DRIVING & MANEUVERING AIDS

VisioPark 1 : HD rear camera, rear & front parking sensors

EXTERIOR AESTHETICS

Style elements

Grille
Upper Black grille with vertical body color hot stamping, shiny dark chrome smoked inserts
Lower grid Grey Meteor
Katana matt black

Longitudinal black roof bars

Chrome exhaust cannula* (Double on PureTech 130)

**non-chrome for PureTech 100*

INTERIOR AESTHETICS

Style elements

Front door panels with Carbon decoration and shiny Black wand with Quartz pad
Front and back fabric/TEP Isabella door armrests with Quartz stitching



Images for illustration purposes only

Range

Prices

Equipment & finishes

Body colors & upholstery

Options

Detailed equipment

Technical specifications

Services & offers

ALLURE TRIM

Equipments in addition to ACTIVE equipment

COMFORT

PEUGEOT i-Cockpit®: 10" HD capacitive colour touchscreen with 3D Connected Navigation

2-position modular boot floor

Electrochrome rear view mirror

Over-tinted rear side windows and heated & over-tinted rear windshield

High console with armrest & electric parking brake

1 USB type C (Charge) and 1 USB type A (Charge) for rear passengers

Drive mode selector (Normal/Eco with BVM)

Normal/Eco/Sport with EAT8 and Electric)

UPHOLSTERY & SEATS

CASUAL LOMSA embossed fabric upholstery, Isabella TEP bolsters trim

LOMSA tri material with Quartz stitchings

Front passenger seat with manual height adjustment

RIMS & WHEELS

17" 'KARAKOY' diamond cut alloy wheels

KARAKOY Orbital Black Bi-Tone Gloss varnish



GT TRIM

Equipments in addition to ALLURE equipment

SAFETY

Peugeot upper Full LED Technology headlamps with 3-claws LED daytime running lights

High beam assist

DRIVING & MANEUVERING AIDS

VisioPark 2: HD front and rear cameras with touchscreen display of front, rear views and 360° top view of the vehicle's environment

Exterior mirrors with LED reception lighting and blind spot monitoring indicators

EXTERIOR AESTHETICS

Style elements

Katana matt black with glossy black insert and 'GT' monogram on ICE motors, 'E' monogram on electric vehicles.

Black grained door side guards with Meteor Grey inserts

Black Perla Nera rear spoiler

Aluminium door sills with new PEUGEOT Black lettering

Black Diamond roof

INTERIOR AESTHETICS

Style elements

Front door panels with Carbon decor and glossy black wand with chrome and bright ring (8 Colors) and TEP isabella mistral pull handle

Front & rear doors harmrests fabrics/TEP Isabella and Adamite stitchings

Aluminium sport pedals

Front and rear GT floor mats with adamite stitchings

Compact grain leather steering wheel with integrated multimedia controls



Images for illustration purposes only

GT TRIM

Equipments in addition to ALLURE equipment

COMFORT

PEUGEOT Open & Go (Keyless entry and push button start)

Interior lighting

Courtesy mirror in LED on sun visors
LED lighting low part rear storage and foot wells

Polyambient 8 colors-lighting (linked to driving modes)

Tinted laminated and acoustic windscreen

PEUGEOT 3D i-Cockpit®: Configurable 3D head-up instrument panel with
Connected 3D Navigation

Interior electrochrome frameless mirror

External defrost mirrors with electric adjustment and folding, threshold
lighting

VisioPark 2: HD front and rear cameras with touchscreen display of front, rear
views and 360° view

UPHOLSTERY & SEATS

BELOMKA fabric upholstery, Isabella TEP bolsters trim, tri material Uni Copy
and Adamite green stitchings

MULTIMEDIA & NAVIGATION

Wireless smartphone charging station (15 W)



WHEELS



16" 'SILOM' wheel trims

Gloss Grey & Black Orbital, matt varnish

Standard on ACTIVE



17" 'KARAKOY' diamond cut alloy wheels

Dual-Tone Orbital Black and gloss varnish

Standard on ALLURE, GT



17" 'KARAKOY' diamond cut alloy wheels

Dual-Tone Orbital Black and gloss varnish

Standard on ALLURE, GT

BODY COLORS

METALLIC COLORS



Selenium Grey
M0LD - Free paint



Okenite White
M0SU - Optional



Perla Nera Black
M09V - Optional



Artense Grey
M0F4 - Optional

SIGNATURE COLORS



Elixir Red
M5VH - Optional



Vertigo Blue
M6SM - Optional

UPHOLSTERIES



**Tri-material 'Pneuma' and 'Rimini' cloth seat trim with
Calcite stitch detail**

APFX

Standard on ACTIVE



**Tri-material 'Casual Lomsa' embossed fabric, leather
effect and cloth seat trim with Quartz stitch detail**

AQFX

Standard on ALLURE

UPHOLSTERIES



**Tri-material 'Capy' leather effect and
'Belomka' cloth seat trim with Adamite
double stitch detail**

ATFX

Standard on GT

OPTIONS

Recommended prices

				ACTIVE	ALLURE	GT
EXTERIOR AESTHETICS						
Metallic Paint		M0--	€675	○	○	○
Signature Paint		M5/M6--	€900	○	○	○
COMFORT						
PEUGEOT Open & Go (Keyless entry and push button start)		YD07	€450	-	○	●
Cielo panoramic opening glass spoiler sunroof with manual blind		TC07	€1,575	-	-	○
DRIVING & MANEUVERING AIDS						
Drive Assist Pack Adaptive cruise control with 30 km/h function	Only with manual gearbox	ZVK7	€565	-	○ / ⁽¹⁾	-
Drive Assist plus Pack Semi-autonomous driving (level 2) Adaptive cruise control with Stop & Go function Helps maintain position in lane > lane positioning assist	Only with automatic gearbox (MHEV)	ZVKU	€675	-	○	○
COMFORT AND CONVENIENCE						
Onboard charger 11 kW three phase		LZ04	€675	- / ○ ⁽¹⁾	- / ○ ⁽¹⁾	- / ○ ⁽¹⁾
UPHOLSTERY & SEATS						
Front-Heated seats		NA01	€270	-	○	-
MULTIMEDIA & NAVIGATION						
Wireless Smartphone charger (15W)	For compatible smartphones, check your point of sale.	E301	€225	-	○	●

The addition of optional extras may result in the vehicle increasing in Co2 g/km and therefore, attracting a higher rate of VRT than described in this product guide. For your exact configuration value, both Co2 g/km and RRP, please contact your local dealer or visit www.peugeot.ie
 Note: Some options may require other options depending on the item and trim line.

(1) Thermal / Electric Version

● : standard ○ : option - : not available

EQUIPMENT DETAILS



Image for illustration purposes only

PEUGEOT i-Connect Advanced

PEUGEOT i-Connect Advanced⁽¹⁾ offers a complete technological experience with TomTom® connected navigation. For optimal readability, the card can be displayed on the entire 10-inch HD touchscreen and updated "live" (once a month). It is also fully and easily customizable with widgets, such as a tablet. «OK PEUGEOT», a natural language speech recognition control, improves the safety and comfort of the user, and gives access to all the features. Finally, to help the user, PEUGEOT i-Connect Advanced offers embedded documentation and tutorials.

(1) Available as an option or unavailable depending on the version.



Image for illustration purposes only

DRIVE ASSIST PLUS Pack

The Drive Assist Plus Package⁽¹⁾ allows you to manage driving semi-autonomously. With the track positioning system⁽²⁾ and adaptive cruise control including the Stop & Go⁽³⁾ function, it automatically adjusts the speed of the vehicle to that of the one preceding it, maintaining a safe distance.

(1) Available in series, optional or unavailable depending on versions.

(2) A system for maintaining the position of the car chosen by the driver in the lane.

(3) A system based on radar in the centre of the front bumper and a camera at the top of the windscreen.

TECHNICAL SPECIFICATIONS

	HYBRID	PETROL	
	Hybrid 136 e-DCS6	PureTech 100 S&S BVM6	PureTech 130 S&S
ENGINES			
Fiscal power (CV)	7	5	7
Displacement (cm ³)		1,119	
Number of cylinders / Arrangement		3 in-line	
Number of valves per cylinder		4	
Maximum power (kW ECE / hp ECE at rpm)	100 / 136 at 5 500	75 / 100 at 5 000	96 / 130 at 5 500
Maximum torque (Nm ECE at rpm)	230 at 1 750	205 at 1 750	230 at 1 750
Stop & Start		Yes	
Injection type		Direct	
Service interval		20 000 km or 1 year	
TRANSMISSIONS			
Type	Automatic	Manual	Automatic
Number of gears		6	8
WEIGHTS & LOADS			
Kerb weight (kg)	1,372	1,263	1,192
Gross vehicle weight (kg)	1,790	1,710	1,715
Maximum towable weight (braked) (kg)	1,100	1,200	1,200
Gross train weight (kg)	2,890	2,910	2,915
Fuel tank capacity (l)		44	

* WLTP data undergoing certification. CO₂ emissions WLTP mixed minimum-maximum on the engine. The CO₂ emissions of the vehicle depend on the version chosen as well as the options present on the vehicle.

(1) The CO₂ emissions given are mixed and expressed in grams per kilometer. The fuel consumption and CO₂ emission values given are in accordance with WLTP type approval (EU Regulation 2017/946). Since September 1, 2018, new vehicles have been type-approved based on the globally harmonized test procedure for light vehicles (WLTP), which is a new, more realistic test procedure for measuring fuel consumption and CO₂ emissions. This WLTP procedure completely replaces the New European Driving Cycle (which was the test procedure used previously). Because the test conditions are more realistic, fuel consumption and CO₂ emissions measured under the WLTP procedure are, in many cases, higher than those measured under the NEDC procedure. Fuel consumption and CO₂ emission values may vary depending on specific equipment, options and tire types. Be sure to contact your point of sale for more information. More information at www.peugeot.fr

(2) Respectively with the following equipment: 8A household socket and 3.7kW charger / 14A reinforced socket and 3.7kW charger / Wallbox 32A and 7.4kW charger optional

TECHNICAL SPECIFICATIONS

	HYBRID	PETROL	
	Hybrid 136 e-DCS6	PureTech 100 S&S BVM6	PureTech 130 S&S
PERFORMANCE (driver only)			
Maximum speed (km/h)	206	183	205
0 - 100 kph (s)	8.3	10.8	8.9
1 000 m standing start (s)	29.6	32.5	TBC
80 to 120 kph 5th gear	6,2 (in Drive)	10.5	TBC
80 to 120 kph 6th gear		14.0	TBC
WLTP CONSUMPTION & EMISSIONS (1)			
WLTP combined consumption - minimum (l/100km)	4.9	5.6	6.7
WLTP combined consumption - maximum (l/100km)	5	5.6	6.0
WLTP combined CO ₂ emissions minimum (g/km)	111	126	125
WLTP combined CO ₂ emissions - maximum WLTP (g/km)	113	127	130
Driving noise level (dB)	67	66	66
WHEELS			
Type of tyres (standard or option, depending on version)	215/60 R17 H	215/65 R16 H 215/60 R17 H	215/65 R16 H 215/60 R17 H 215/55 R18 V
Spare wheel	Repair kit		
BRAKES & SUSPENSIONS			
Type of front / rear brakes	Front discs 302 x 26mm discs 249 x 10mm	Rear Front discs 283 x 26 mm Rear drums 9"	Front discs 302 x 26 mm Rear discs 249 x 10 mm
Type of front / rear suspension	Pseudo McPherson / twisting beam axle		

* WLTP data undergoing certification. CO₂ emissions WLTP mixed minimum-maximum on the engine. The CO₂ emissions of the vehicle depend on the version chosen as well as the options present on the vehicle.

(1) The CO₂ emissions given are mixed and expressed in grams per kilometer. The fuel consumption and CO₂ emission values given are in accordance with WLTP type approval (EU Regulation 2017/946). Since September 1, 2018, new vehicles have been type-approved based on the globally harmonized test procedure for light vehicles (WLTP), which is a new, more realistic test procedure for measuring fuel consumption and CO₂ emissions. This WLTP procedure completely replaces the New European Driving Cycle (which was the test procedure used previously). Because the test conditions are more realistic, fuel consumption and CO₂ emissions measured under the WLTP procedure are, in many cases, higher than those measured under the NEDC procedure. Fuel consumption and CO₂ emission values may vary depending on specific equipment, options and tire types. Be sure to contact your point of sale for more information. More information at www.peugeot.fr

(2) Respectively with the following equipment: 8A household socket and 3.7kW charger / 14A reinforced socket and 3.7kW charger / Wallbox 32A and 7.4kW charger optional

TECHNICAL SPECIFICATIONS

ELECTRIC

Electric motor 136 hp (100 kW)

Electric motor 156 hp (115 kW)

ENGINES

Fiscal power (CV)	4	4
Technology	Synchronous with permanent	Synchronous hybrid
Maximum power (kW ECE / hp CEE at rpm)	100 / 136 at 5 000	115 / 156
Maximum torque (Nm ECE at rpm)	260 / 300 at 3 674	260 / 500 at 4 060

TRANSMISSIONS

Type	Automatic
Number of gears	One

BATTERY

Technology	Lithium-Ion	
Number of cells/modules	18	17
Capacité utile (kWh)	46.3	48.1
Weight (kg)	345	340
Total voltage (V)	400	375
Service interval	25 000 km or 2 years	25 000 km or 2 years

WEIGHTS & LOADS

Kerb weight (kg)	1,625
Gross vehicle weight (kg)	2,030
Maximum towable weight (braked) (kg)	-

* WLTP data undergoing certification. CO₂ emissions WLTP mixed minimum-maximum on the engine. The CO₂ emissions of the vehicle depend on the version chosen as well as the options present on the vehicle.

(1) The CO₂ emissions given are mixed and expressed in grams per kilometer. The fuel consumption and CO₂ emission values given are in accordance with WLTP type approval (EU Regulation 2017/946). Since September 1, 2018, new vehicles have been type-approved based on the globally harmonized test procedure for light vehicles (WLTP), which is a new, more realistic test procedure for measuring fuel consumption and CO₂ emissions. This WLTP procedure completely replaces the New European Driving Cycle (which was the test procedure used previously). Because the test conditions are more realistic, fuel consumption and CO₂ emissions measured under the WLTP procedure are, in many cases, higher than those measured under the NEDC procedure. Fuel consumption and CO₂ emission values may vary depending on specific equipment, options and tire types. Be sure to contact your point of sale for more information. More information at www.peugeot.fr

(2) Respectively with the following equipment: 8A household socket and 3.7kW charger / 14A reinforced socket and 3.7kW charger / Wallbox 32A and 7.4kW charger optional

TECHNICAL SPECIFICATIONS

ELECTRIC

Electric motor 136 hp (100 kW)

Electric motor 156 hp (115 kW)

PERFORMANCE (driver only)

Maximum speed (km/h)	150 (Sport mode)	
0 -100 kph (s)	9.9	9.1
1 000 m standing start (s)	32.2	31.6
30 to 60 kph in Drive (s)	2.3	2.3
60 to 90 kph in Drive (s)	3.4	2.9
80 to 120 kph in Drive (s)	6.8	5.6

RANGE & CONSUMPTION

Mixed WLTP range (km)	346	406
Urban WLTP range (km)	482	568
Mixed WLTP cycle consumption (kWh/ 100 km)	15.7	15.3
Urban WLTP cycle consumption (kWh / 100 km)	11.2	10.9
Driving noise level (dB)	67	66

CHARGING

	at 20°C from 0% to 100%	at 20°C from 20 to 80%
Maximum AC capacity (kW)	11	11
Maximum DC capacity (kW)	100	100
Charging time on reinforced home socket 3.2 kW AC (h)	10h30	11h10
Charging time on charging station 7.4 kW AC; on-board	4h30	4h40
Charging time on charging station 11 kW AC; on-board charger	9h35 / 3h10	9h35 / 3h10
Charging time on fast charging station 100 kW DC (h)	25	27

WHEELS

Type of tyres (standard or option, depending on version)	215/65R16 H
	215/60R17 H
	215/55R18 V

BRAKES & SUSPENSIONS



Type of front / rear brakes	Front discs 302 x 26 mm - Rear discs 249 x 10 mm
Type of front suspension	Pseudo McPherson
Type of rear suspension	Panhard bar rear train

* WLTP data undergoing certification. CO₂ emissions WLTP mixed minimum-maximum on the engine. The CO₂ emissions of the vehicle depend on the version chosen as well as the options present on the vehicle.

(1) The CO₂ emissions given are mixed and expressed in grams per kilometer. The fuel consumption and CO₂ emission values given are in accordance with WLTP type approval (EU Regulation 2017/946). Since September 1, 2018, new vehicles have been type-approved based on the globally harmonized test procedure for light vehicles (WLTP), which is a new, more realistic test procedure for measuring fuel consumption and CO₂ emissions. This WLTP procedure completely replaces the New European Driving Cycle (which was the test procedure used previously). Because the test conditions are more realistic, fuel consumption and CO₂ emissions measured under the WLTP procedure are, in many cases, higher than those measured under the NEDC procedure. Fuel consumption and CO₂ emission values may vary depending on specific equipment, options and tire types. Be sure to contact your point of sale for more information. More information at www.peugeot.ie

(2) Respectively with the following equipment: 8A household socket and 3.7kW charger / 14A reinforced socket and 3.7kW charger / Wallbox 32A and 7.4kW charger optional


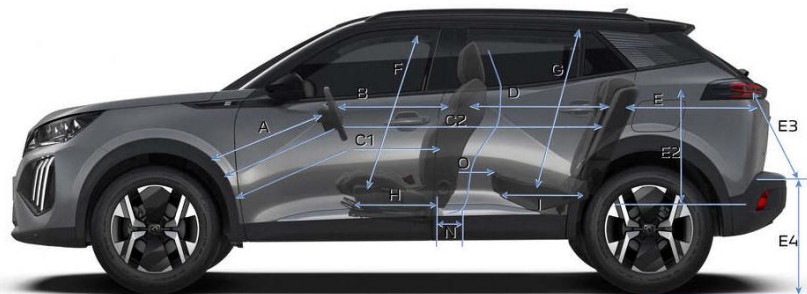
TECHNICAL SPECIFICATIONS



* WLTP data undergoing certification. CO₂ emissions WTLTP mixed minimum-maximum on the engine. The CO₂ emissions of the vehicle depend on the version chosen as well as the options present on the vehicle.

(1) The CO₂ emissions given are mixed and expressed in grams per kilometer. The fuel consumption and CO₂ emission values given are in accordance with WLTP type approval (EU Regulation 2017/948). Since September 1, 2018, new vehicles have been type-approved on the basis of the globally harmonized test procedure for light vehicles (WLTP), which is a new, more realistic test procedure for measuring fuel consumption and CO₂ emissions. This WLTP procedure completely replaces the New European Driving Cycle (which was the test procedure used previously). Because the test conditions are more realistic, fuel consumption and CO₂ emissions measured under the WLTP procedure are, in many cases, higher than those measured under the NEDC procedure. Fuel consumption and CO₂ emission values may vary depending on specific equipment, options and tire types. Be sure to contact your point of sale for more information. More information at www.Peugeot.fr

TECHNICAL SPECIFICATIONS



A	704
B	649
C1	884
C2	1756
D	872
E	791
E1	1014
E2	545
E3	819
E4	693/709
F	906
G	889
H	385,2
I	446
J	1408
K	1370
L	1378
M	1317
N	238,5
O	125



434 L



545 L



1 015 L



1 467 L

* WLTP data undergoing certification. CO₂ emissions WLTP mixed minimum-maximum on the engine. The CO₂ emissions of the vehicle depend on the version chosen as well as the options present on the vehicle.

(1) The CO₂ emissions given are mixed and expressed in grams per kilometer. The fuel consumption and CO₂ emission values given are in accordance with WLTP type approval (EU Regulation 2017/948). Since September 1, 2018, new vehicles have been type-approved on the basis of the globally harmonized test procedure for light vehicles (WLTP), which is a new, more realistic test procedure for measuring fuel consumption and CO₂ emissions. This WLTP procedure completely replaces the New European Driving Cycle (which was the test procedure used previously). Because the test conditions are more realistic, fuel consumption and CO₂ emissions measured under the WLTP procedure are, in many cases, higher than those measured under the NEDC procedure. Fuel consumption and CO₂ emission values may vary depending on specific equipment, options and tire types. Be sure to contact your point of sale for more information. More information at www.peugeot.ie

