



NEW 308

Prices, equipment
and technical specifications

Prices applicable from February 2024 E & OE



RANGE



ACTIVE

- Rear parking sensors
- Active lane departure warning system
- Dual-zone automatic air conditioning
- Hands-free ignition
- Central 10" touch screen
- Electric parking brake
- 16" 'Auckland' alloy wheels
- 17" 'Halong' diamond cut alloy wheels (PHEV)
- Wireless Mirror Screen
- Peugeot i-Cockpit® with 10" customisable digital display
- LED headlights
- Electrically folding and adjustable wing mirrors
- Automatic air conditioning



ALLURE

Equipment in addition to Active

- Rear parking sensors with HD reversing camera
- Active Safety Brake (Night function, cyclists & pedestrians (PHEV))
- Air Quality System
- Automatic main-beam headlight control
- 17" 'Halong' diamond cut alloy wheels
- Smart navigation with central 10" touch screen and screen with customisable virtual i-Toggles
- TEP/fabric tri-material upholstery
- Tinted side windows and rear window
- Smartphone charging plate
- Heated Front Seats **(Electric only)**
- Heated Steering Wheel **(Electric only)**
- 11.0 kW Tri-phase On board charger **(Electric only)**
- 18" 'Ottawa' diamond cut alloy wheels **(Electric only)**



GT

Equipment in addition to the Allure

- Front and rear parking sensors with HD reversing camera
- PEUGEOT i-Cockpit® with 10" 3D digital panel display **(Electric only)**
- Rear full LED 3D PEUGEOT new 'Claw effect' lights
- Driver Sport Pack
- Front bumper and side rocker flaring
- 18" diamond-finish alloy rims
- Peugeot i-Cockpit® with 10" 3D customisable digital display
- Tri-material fabric/TEP upholstery "New Belomka"
- Bi-tone Roof rails (SW only)
- Wireless Smartphone charging plate

308 HB PRICES

Recommended prices

	CO ₂ * (g/km) ⁽¹⁾	TAX BAND	ANNUAL ROAD TAX	ACTIVE	ALLURE	GT
PETROL						
PureTech 130 S&S EAT8	126-131	B1 – B2	€200 - €210	€31,995**	€35,895**	€40,795**
DIESEL						
BlueHDI 130 EAT8	128-131	B1 – B2	€200 - €210	€33,995**	€37,545**	€42,625**
PLUG-IN HYBRID						
PHEV 225 e-EAT8	27-29	A1	€140	-	-	€49,395**
PHEV 180 e-EAT8	28-29	A1	€140	€40,995**	€43,495**	€46,795**
Electric						
Electric 54kWh 156hp Stock Only	0	A	€120	-	€36,635***	€39,440***

- WLTP data currently being approved. Minimum- maximum mixed WLTP CO₂ emissions on the engine The CO₂ emissions from the vehicle depend on the version selected as well as the options on the vehicle.
- **Dealer delivery related charges, metallic paint and tyre recycling levy not included.
- ***Includes SEAI grant and VRT rebate

(1) The CO₂ emissions entered are mixed and expressed in grams per kilometre. The fuel consumption and CO₂ emission values provided comply with WLTP approval (EU regulation 2017/948). Since 1 September 2018, new vehicles are approved on the basis of the worldwide harmonised light-duty vehicles test procedure (WLTP), which is a new, more realistic test procedure to measure fuel consumption and CO₂ emissions. This WLTP procedure fully replaces the New European Driving Cycle (NEDC), which was the previous test procedure. As the test conditions are more realistic, the fuel consumption and CO₂ emissions measured according to the WLTP procedure are, in many cases, higher than those measured according to the NEDC procedure. The fuel consumption and CO₂ emission values may vary depending on specific equipment, options and types of tyres. Contact your point-of-sale for more information. More information on www.peugeot.ie

308 SW PRICES

Recommended prices

	CO ₂ * (g/km) ⁽¹⁾	TAX BAND	ANNUAL ROAD TAX	ACTIVE	ALLURE	GT
PETROL						
PureTech 130 S&S EAT8	126-130	B1 – B2	€200 - €210	€32,995**	€36,895**	€41,795**
DIESEL						
BlueHDI 130 EAT8	128-131	B1 – B2	€200 - €210	€34,995**	€38,545**	€43,625**
PLUG-IN HYBRID						
PHEV 225 e-EAT8	27	A1	€140			€50,395**
PHEV 180 e-EAT8	28-31	A1	€140	€41,995**	€44,495**	€47,795**
Electric						
Electric 54kWh 156hp Stock Only	0	A	€120	-	€37,560***	-

- WLTP data currently being approved. Minimum - maximum mixed WLTP CO₂ emissions on the engine. The CO₂ emissions from the vehicle depend on the version selected as well as the options on the vehicle.
- **Dealer delivery related charges, metallic paint and tyre recycling levy not included.
- ***Includes SEAI grant and VRT rebate

(1) The CO₂ emissions entered are mixed and expressed in grams per kilometre. The fuel consumption and CO₂ emission values provided comply with WLTP approval (EU regulation 2017/948). Since 1 September 2018, new vehicles are approved on the basis of the worldwide harmonised light-duty vehicles test procedure (WLTP), which is a new, more realistic test procedure to measure fuel consumption and CO₂ emissions. This WLTP procedure fully replaces the New European Driving Cycle (NEDC), which was the previous test procedure. As the test conditions are more realistic, the fuel consumption and CO₂ emissions measured according to the WLTP procedure are, in many cases, higher than those measured according to the NEDC procedure. The fuel consumption and CO₂ emission values may vary depending on specific equipment, options and types of tyres. Contact your point-of-sale for more information. More information on www.peugeot.ie

STANDARD EQUIPMENT

SAFETY

- Adaptive driver and front passenger airbags (passenger airbag can be deactivated with a key), driver and front passenger lateral airbags, front and rear head curtain airbags
- Under-inflation detection
- ESP with Hill Assist function
- ISOFIX attachments in the 2 rear side seats (Top Tether)
- Electric parking brake
- Tyre repair kit: 12-volt compressor, bottle of sealant, tow ring, two-wheel chocks, electric parking brake crank
- Alarm

DRIVING AIDS

- Active Safety Brake (pedestrians and cyclists)
- Active lane or roadside departure warning system
- Driver attention alert
- Traffic Sign Recognition
- Rear parking sensors

EXTERIOR AESTHETICS

- Glossy black strip between rear lights
- Body-colour exterior door handles
- Model designation badges front and rear
- Black Diamond' Door Mirrors
- Gloss black B Pillar
- Body coloured rear spoiler



STANDARD EQUIPMENT

COMFORT

- Central armrest with storage compartment
- Dual-zone automatic air conditioning
- Automatic lighting of dipped headlights and automatic front windscreen wipers
- Folding rear bench seat 2/3 - 1/3
- Two three-button remote controls
- Electrically power assisted steering, steering wheel with manual height and depth adjustment
- Driving mode selector: Eco and Sport
- One-touch electric front and rear windows with anti-pinch protection
- Acoustic laminated tinted windscreen
- Electric, heated, electrically folding wing mirrors with LED turn signals

MULTIMEDIA & NAVIGATION

- Two USB-C sockets in the front
- Central 10" touch screen
- Wireless Mirror Screen function (Apple Carplay™ / Android Auto™)
- 12V socket at the front

308 HYBRID SPECIFICS

- 3.7 kW on-board charger
- Mode 3 type 2 cable for wall box charging
- Frameless interior mirror
- Thermal pre-conditioning via MyPeugeot or the central screen
- Driving mode selector: Electric, Hybrid or Sport



ACTIVE SPECIFICATION

Equipment in addition to standard equipment

LIGHTING AND VISIBILITY

- Peugeot LED headlights with LED daytime running lights underneath the headlights
- Automatic windscreen wipers with 'Magic wash'
- Rear full LED PEUGEOT signature 'Claw effect' lights

DRIVING AND MANOEUVRING AIDS

- Cruise control and speed limiter

RIMS AND WHEELS

- 16" AUCKLAND alloy rims
- 17" Halong diamond-finish alloy rims (on Hybrid)

UPHOLSTERY AND SEATS

- "Renze" tri-material fabric upholstery
- Height-adjustable driver and passenger seats
- Back-adjustable driving seat

COMFORT

- Hands-free ignition
- Electrochromic rearview mirror with frame
- Split leather steering wheel
- Peugeot i-Cockpit® with 10" customisable digital instrument panel

MULTIMEDIA AND NAVIGATION

- Central 10" touch screen



ALLURE SPECIFICATION

Equipment in addition to the Active

LIGHTING AND VISIBILITY

- Automatic main-beam headlight control
- LED daytime running lights underneath headlights with the new Peugeot signature
- Extended Traffic Sign Recognition

DRIVING AND MANOEUVRING AIDS

- Safety Plus Pack: Active Safety Brake driven by camera and radar (PHEV)
- Adaptive cruise control with Stop & Go function (PHEV & Electric only)
- Rear parking sensors with HD reversing camera

EXTERIOR AESTHETICS

- Black front grill with chrome-plated inserts and black air intakes
- Glossy black rear bumper skirt with chrome-plated décor
- Glossy black window sealing strips

RIMS AND WHEELS

- 17" HALONG diamond-finish alloy rims

UPHOLSTERY AND SEATS

- Fabric / TEP "Falgo" tri-material upholstery, Blue top-stitching

COMFORT

- PEUGEOT Open & Go (keyless entry and push button start)
- Tinted rear side windows and rear window
- Air Quality System
- Row 2 Console Air diffusers
- Ski hatch (R2)



ALLURE SPECIFICATION

Equipment in addition to the Active

MULTIMEDIA AND NAVIGATION

- Two USB-C sockets in the rear console
- Peugeot I connected Advance navigation with central 10" touch screen and screen with customisable virtual i-Toggles. Natural Voice recognition.
- Wireless charging plate

308 ELECTRIC SPECIFICS

- 18" 'Ottawa' diamond cut alloy wheels
- Battery capacity 54kWh
- 11.0 kW Tri-phase On board charger
- Active Safety Brake (night function, cyclists & pedestrians)
- Peugeot e-Remote Control with pre-conditioning and deferred charging
- Heated Steering Wheel
- Heated Front Seats
- Driving mode selector Eco, Normal or Sport
- e308 electric monogram



Image for illustration purposes only

GT SPECIFICATION

Equipment in addition to the Allure

EXTERIOR AESTHETICS

- Peugeot Matrix LED headlights with automatic adjustment
- Rear full LED 3D PEUGEOT new 'Claw effect' lights
- Specific varnished black front grille with chrome-plated inserts and glossy black air intakes
- Lion side monograms
- Gloss black roof rails (SW only)

RIMS AND WHEELS

- 18" KAMAKURA diamond-finish alloy rims
- 18" 'Ottawa' diamond cut alloy wheels (Electric only)

INTERIOR AESTHETICS

- Black inner roof lining
- Aluminium front door sills
- Aluminium pedals

UPHOLSTERY AND SEATS

- Fabric / TEP / Alcantara® "Fraxx Knit" tri-material upholstery, Green top-stitching (Electric only)
- Tri-material fabric / TEP upholstery "New Belomka"

COMFORT

- Laminated front window
- Driver only lumbar support
- Driver Sport Pack: customisation of the instrument panel, amplified and sportier engine sound (can be deactivated)
- Peugeot i-Cockpit® 3D with customisable instrument panel
- Leather steering wheel (Electric only)



WHEEL RIMS



16" 'Auckland'
aluminium
Standard on Active



17" 'Halong'
aluminium
Standard on Allure



18" 'Ottawa'
aluminium
Standard on Allure & GT
[Electric only](#)



18" 'Kamakura'
aluminium
Standard on GT

COLOURS

METALLIC COLOURS



Olivine Green
MOM1
Free colour – HB Only



Perla Nera
Black
MD9V
Optional



Artense Grey
MOF4
Optional

SIGNATURE COLOURS



Red Elixir
M5VH
Optional



Obsession Blue
MODP
Optional – HB Only

METALLIC COLOURS



Selenium Grey
MOLD
Optional



Avatar Blue
MOBK
Free colour – SW Only



Okenite
White
MOSU
Optional


Images for illustration purposes only

UPHOLSTERY



RENZE TRI-MATERIAL FABRIC UPHOLSTERY (D8FX)


Standard on Active



TEP / FALGO FABRIC TRI-MATERIAL UPHOLSTERY (D9FX)

Standard on Allure

UPHOLSTERY



TEP / ALCANTARA® FRAXX KNIT
TRI-MATERIAL UPHOLSTERY (DBFX)

Standard on GT ([Electric](#))



Tri-material fabric / TEP upholstery "New
Belomka (JUFR)

Standard on GT ICE & PHEV

OPTIONS

Recommended prices including VAT

● : STANDARD
○ : OPTIONAL
: UNAVAILABLE

EXTERIOR AESTHETICS

Metallic paint:

OMM0 €745

ACTIVE PACK	ALLURE	GT
-------------	--------	----

○

○

○

Special paint:

OMM5/6 €970

○

○

○

MULTIMEDIA & NAVIGATION

FOCAL® Premium Hi-Fi System with 10 speakers

GJ6GS €1,350

-

-

○

COMFORT

Electric sunroof with sunshade

TC07 €1,465

-

-

○

Heated full grain leather steering wheel

I301 €350

-

○

○

308 HYBRID SPECIFICS

7.4 kW on-board charger

LZ02 €675

○

○

○

SAFETY AND SECURITY

VisioPark 360 (4 cameras) with front and rear parking sensors

J6QR €720

-

-

○



The addition of optional extras may result in the vehicle increasing in Co2 g/km and therefore, attracting a higher rate of VRT than described in this product guide. For your exact configuration value, both Co2 g/km and RRP, please contact your local dealer or visit www.peugeot.ie
Note: Some options may require other options depending on the item and trim line.

DETAIL OF EQUIPMENT



3D DIGITAL DISPLAY

Entirely configurable and customisable, the 3D digital display projects information on two levels. Depending on the importance of the information, it can be displayed dynamically, closer or further away from the driver's view. This improves the driver's response time by around half a second.

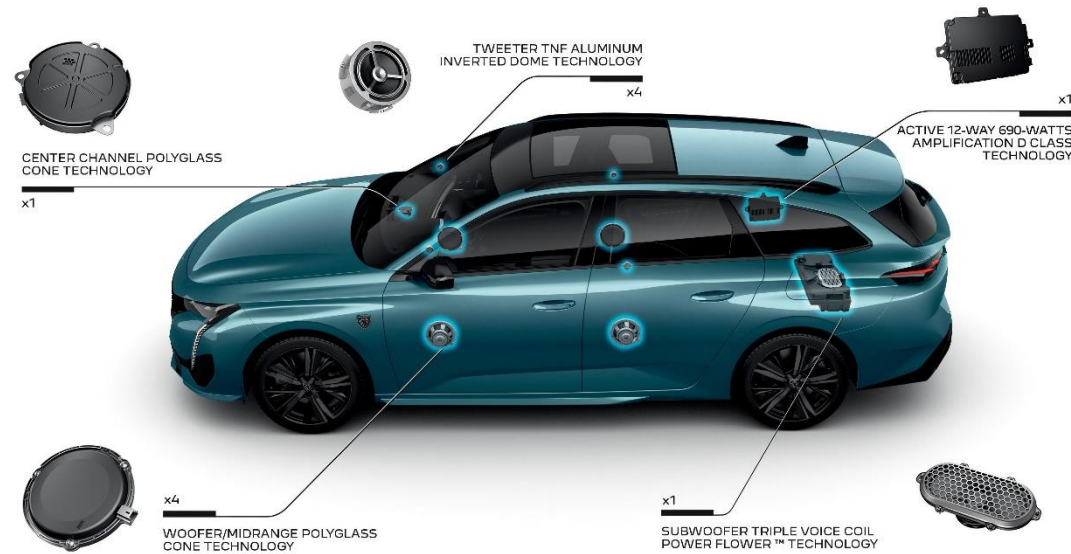


CUSTOMISABLE VIRTUAL I-TOGGLES

A second touch screen can be added to the central 10" touch screen so that you can create your own shortcuts. In this way, you can customise shortcuts for air conditioning, contacts, a radio station, an app, etc.

DETAIL OF EQUIPMENT

FOCAL® HI-FI PREMIUM SYSTEM



FOCAL® PREMIUM HI-FI SYSTEM

The FOCAL® Premium Hi-Fi System consists of 10 new-generation speakers, a new subwoofer and reinforced amplification. The 12-channel amplifier delivers 690W of power.



CLEAN CABIN

The Clean Cabin is a complete incoming air management system that acts in accordance with pollution inside and outside the vehicle. Thanks to its HE filter; it purifies the interior air in just a few minutes.

Through the central screen, the driver can access the interior air quality index calculated thanks to a particle sensor.

TECHNICAL CHARACTERISTICS

Range

Prices

Equipment & finishes

Colours and upholstery

Options

Detailed equipment

Technical specifications

PETROL

PureTech 130 S&S EAT8**

DIESEL

BlueHDi 130 S&S EAT8

ENGINES

Administrative power (CV)	7	7
Capacity (cm ³)	1,199	1,499
Number of cylinders / Layout	3 in-line	4 in-line
Number of valves per cylinder	4	4
Max. Power (kW CEE/ch CEE in rpm)	96 / 130 to 5 500	96 / 130 to 3 750
Max. Torque (Nm CEE in rpm)	230 to 1 750	300 to 1 750
Stop & Start	Yes	Yes
Regulation Emission Standard	EURO 6d	EURO 6d
Type of injection	Direct	Direct
Maintenance interval	20 000 km or 1 year	30 000 km or 1 year

TRANSMISSIONS

Type	Automatic	Automatic
Number of gears	8	8

WEIGHTS & LOADS

Mass in running order (kg)	1,366	1,436
Gross vehicle weight (kg)	1,880	1,940
Max. towable weight on 12% gradient (braked) (kg)	1,200	1,550
Gross train weight (kg)	3,080	3,490

**Provisional WLTP data under homologation. Minimum - maximum combined WLTP CO₂ emissions on the engine. The vehicle's CO₂ emissions depend on the version chosen and the options fitted to the vehicle.

(1) The CO₂ emissions given are combined and expressed in grams per kilometer. The fuel consumption and CO₂ emission values indicated are in accordance with the WLTP homologation (EU Regulation 2017/948). Since 1 September 2018, new vehicles have been type-approved on the basis of the globally harmonised test procedure for light vehicles (WLTP), which is a new, more realistic test procedure for measuring fuel consumption and CO₂ emissions. This WLTP procedure completely replaces the New European Driving Cycle (NEDC), which was the test procedure used previously. As the test conditions are more realistic, the fuel consumption and CO₂ emissions measured according to the WLTP procedure are in many cases higher than those measured according to the NEDC procedure. Fuel consumption and CO₂ emission values may vary depending on specific equipment, options and tyre types. Be sure to contact your point of sale for more information. More information at www.peugeot.ie

TECHNICAL CHARACTERISTICS

Range

Prices

Equipment & finishes

Colours and upholstery

Options

Detailed equipment

Technical specifications

PETROL

PureTech 130 S&S EAT8**

PERFORMANCES *

Top speed (km/h) (normal mode / ZEV)	210 (electronically limited)
0-100 km/h (s)	9.7
1 000 m standing start (s)	30.9
80 to 120 km/h on the penultimate gear (s)	
80 to 120 km/h on the last gear (s)	6,9 (in drive)

CONSUMPTION FUEL & EMISSION WLTP (1)

Consumption in WLTP cycle – combined minimum (l/100km)	5,6
Consumption in WLTP cycle - combined maximum (l/100km)	5,9
CO2 emission - combined minimum WLTP (g/km)	127 - 130
CO2 emission - combined maximum WLTP (g/km)	133

WHEELS

Tyre type (standard or optional depending on version)	205 55 R16 V
	225 45 R17 V
	225 40 R18 Y

BRAKES & SUSPENSIONS

Type of front / rear brakes	Ventilated discs with floating caliper and automatic wear adjustment / Floating caliper discs
Front suspension type	Independent wheels - Pseudo-MacPherson axle, coil springs and integrated hydraulic dampers, pressurised
Rear suspension type	Semi-independent wheels - Axle with deformable cross member, hydraulic dampers, pressurised

DIESEL

BlueHDi 130 S&S EAT8

207

10.6

31.7

7.7

4.9

5.1

128

135

205 55 R16 V

225 45 R17 V

225 40 R18 Y

1 Ventilated discs with floating caliper and automatic wear adjustment / Floating caliper discs

1 Independent wheels - Pseudo-MacPherson axle, coil springs and integrated hydraulic dampers, pressurised

1 Semi-independent wheels - Axle with deformable cross member, hydraulic dampers, pressurised

*Single driver performance

**Provisional WLTP data under homologation. Minimum - maximum combined WLTP CO2 emissions on the engine. The vehicle's CO2 emissions depend on the version chosen and the options fitted to the vehicle.

(1) The CO2 emissions given are combined and expressed in grams per kilometer. The fuel consumption and CO2 emission values indicated are in accordance with the WLTP homologation (EU Regulation 2017/948). Since 1 September 2018, new vehicles have been type-approved on the basis of the globally harmonised test procedure for light vehicles (WLTP), which is a new, more realistic test procedure for measuring fuel consumption and CO2 emissions. This WLTP procedure completely replaces the New European Driving Cycle (NEDC), which was the test procedure used previously. As the test conditions are more realistic, the fuel consumption and CO2 emissions measured according to the WLTP procedure are in many cases higher than those measured according to the NEDC procedure. Fuel consumption and CO2 emission values may vary depending on specific equipment, options and tyre types. Be sure to contact your point of sale for more information. More information at www.peugeot.ie

TECHNICAL CHARACTERISTICS

PLUG-IN HYBRID PETROL

HYBRID 180 e-EAT8**

HYBRID 225 e-EAT8**

ENGINES

Administrative power (CV)

8

10

Capacity (cm³)

1,598

1,598

Number of cylinders / Layout

4 in-line

4 in-line

Number of valves per cylinder

4

4

Max. Power (kW CEE/ch CEE in rpm)

110 / 150 in 4,250

132 / 180 in 6,000

Max. Torque (Nm CEE in rpm)

250 at 1,750

250 at 1,750

Stop & Start

No

No

Regulation Emission Standard

EURO 6d

EURO 6d

Type of injection

Direct

Direct

Maintenance interval

30,000 km or 1 year

30,000 km or 1 year

E-MOTOR

Max. Power (kW CEE/ch CEE in rpm)

81 / 110 to 2,500

81 / 110 to 2,500

Max. Torque (Nm CEE in rpm)

320 between 500 and 2 500

320 between 500 and 2 500

High-voltage battery

Li-Ion

Battery capacity (kWh) / Batterie power (kW)

12,44 / 100

Combined electric range WLTP (min-max km)

65-66

63-64

Electric range WLTP City (min-max km)

74-79 HB & 71-76 SW

68-73 HB & 67 -70 SW

Charging time from 0 to 100%

7h05 / 3h50 / 1h40 ⁽¹⁾

On-board charger (kW)

3,7 standard / 7,4 optional

HYBRID ENGINE PERFORMANCE

Max. Power (kW CEE/ch CEE à tr/min)

133 / 180

165 / 225

Max. cumulative torque (Nm CEE)

360

360

**Provisional WLTP data under homologation. Minimum - maximum combined WLTP CO₂ emissions on the engine. The vehicle's CO₂ emissions depend on the version chosen and the options fitted to the vehicle.

(1) The CO₂ emissions given are combined and expressed in grams per kilometer. The fuel consumption and CO₂ emission values indicated are in accordance with the WLTP homologation (EU Regulation 2017/948). Since 1 September 2018, new vehicles have been type-approved on the basis of the globally harmonised test procedure for light vehicles (WLTP), which is a new, more realistic test procedure for measuring fuel consumption and CO₂ emissions. This WLTP procedure completely replaces the New European Driving Cycle (NEDC), which was the test procedure used previously. As the test conditions are more realistic, the fuel consumption and CO₂ emissions measured according to the WLTP procedure are in many cases higher than those measured according to the NEDC procedure. Fuel consumption and CO₂ emission values may vary depending on specific equipment, options and tyre types. Be sure to contact your point of sale for more information. More information at www.peugeot.ie

(1) Estimated times: on standard socket (8A) with 3.7 kW charger / on reinforced socket (16A) with 3.7 kW charger / on Wallbox (32A) with optional 7.4 kW charger

TECHNICAL CHARACTERISTICS

	PLUG-IN HYBRID PETROL	
	HYBRID 180 e-EAT8**	HYBRID 225 e-EAT8**
TRANSMISSIONS		
Type	Automatic / 2 wheel drive	Automatique / 2 wheel drive
Number of gears	8	8
WEIGHTS & LOADS		
Mass in running order (kg)	1,678	1,708
Gross vehicle weight (kg)	2,120	2,120
Max. towable weight on 12% gradient (braked) (kg)	1,500	1,500
Gross train weight (kg)	3,620	3,620
PERFORMANCES *		
Top speed (km/h) (normal mode / ZEV)	225 / 135	235 / 135
0-100 km/h (s)	7.6	7.5
1 000 m standing start (s)	27.5	27
80 to 120 km/h on Drive (Hybrid mode)	4.7	4.2
CONSUMPTION FUEL & EMISSION		
WLTP (1)		
CO2 emission - combined maximum WLTP (g/km)	25 -30	26 - 30
WHEELS		
Tyre type	225 45 R17 V	225 40 R 18 Y
(standard or optional depending on version)	225 40 R18 Y	
BRAKES & SUSPENSIONS		
Type of front / rear brakes	Ventilated discs with floating caliper and automatic wear adjustment / Floating caliper discs	
Front suspension type	Independent wheels - Pseudo-Mac Pherson axle, coil springs and integrated hydraulic dampers, pressurised	
Rear suspension type	Semi-independent wheels - Multi-link axle, hydraulic dampers, pressurised	

*Single driver performance

**Provisional WLTP data under homologation. Minimum - maximum mixed WLTP CO2 emissions on the engine. The vehicle's CO2 emissions depend on the version chosen and the options fitted to the vehicle.

(1) The CO2 emissions given are mixed and expressed in grams per kilometer. The fuel consumption and CO2 emission values indicated are in accordance with the WLTP homologation (EU Regulation 2017/948). Since 1 September 2018, new vehicles have been type-approved on the basis of the globally harmonised test procedure for light vehicles (WLTP), which is a new, more realistic test procedure for measuring fuel consumption and CO2 emissions. This WLTP procedure completely replaces the New European Driving Cycle (NEDC), which was the test procedure used previously. As the test conditions are more realistic, the fuel consumption and CO2 emissions measured according to the WLTP procedure are in many cases higher than those measured according to the NEDC procedure. Fuel consumption and CO2 emission values may vary depending on specific equipment, options and tyre types. Be sure to contact your point of sale for more information. More information at www.peugeot.ie

Range

Prices

Equipment & finishes

Colours and upholstery

Options

Detailed equipment

Technical specifications

TECHNICAL CHARACTERISTICS



ELECTRIC

Electric motor 156 hp (115 kW)

ENGINE

Technology	Synchronous with permanent magnets
Maximum power (kW ECE / hp CEE at rpm)	115 / 156 between 4,500 and 7 000
Maximum torque (Nm ECE at rpm)	260 / 500 4,060

TRANSMISSIONS

Type	Automatic
Number of gears	One

BATTERY

	at 20°C from 20 to 80%
Technology	Lithium-Ion
Number of modules	102 / 17
Usable capacity (kWh)	51
Weight (kg)	340
Total voltage (V)	376
Service interval	25 000 km or 2 years

WEIGHTS & LOADS

Kerb weight (kg)	1,759
Gross vehicle weight (kg)	2,110
Maximum towable weight (braked) (kg)	80 (Bike rack only)

*Single driver performance

**Provisional WLTP data under homologation. Minimum - maximum combined WLTP CO2 emissions on the engine. The vehicle's CO2 emissions depend on the version chosen and the options fitted to the vehicle.

(1) The CO2 emissions given are combined and expressed in grams per kilometer. The fuel consumption and CO2 emission values indicated are in accordance with the WLTP homologation (EU Regulation 2017/948). Since 1 September 2018, new vehicles have been type-approved on the basis of the globally harmonised test procedure for light vehicles (WLTP), which is a new, more realistic test procedure for measuring fuel consumption and CO2 emissions. This WLTP procedure completely replaces the New European Driving Cycle (NEDC), which was the test procedure used previously. As the test conditions are more realistic, the fuel consumption and CO2 emissions measured according to the WLTP procedure are in many cases higher than those measured according to the NEDC procedure. Fuel consumption and CO2 emission values may vary depending on specific equipment, options and tyre types. Be sure to contact your point of sale for more information. More information at www.peugeot.ie

Range
Prices
Equipment & finishes
Colours and upholstery
Options
Detailed equipment
Technical specifications

TECHNICAL CHARACTERISTICS



ELECTRIC

Electric motor 156 hp (115 kW)

PERFORMANCE (driver only)

Maximum speed (km/h)	170 (Electronically limited)
0 -100 kph (s)	9.8
1 000 m standing start (s)	31.6
30 to 60 kph in Drive (s)	2.5
60 to 90 kph in Drive (s)	3.3
80 to 120 kph in Drive (s)	6.4

RANGE & CONSUMPTION

Mixed WLTP range (km)	410 - 416
Driving noise level (dB)	66

CHARGING

	at 20°C from 20 to 80%
Maximum AC capacity (kW)	11
Maximum DC capacity (kW)	100
Charging time on reinforced home socket 3.2 kW AC (h)	30h40
Charging time on charging station 7.4 kW AC; on-board charger 7.4 kW / 11 kW (h)	4h40
Charging time on charging station 11 kW AC; on-board charger 7.4 kW / 11 kW (h)	3h10
Charging time on fast charging station 100 kW DC (h)	27 min

WHEELS

Type of tyres (standard or option, depending on version)	215/45 R18
--	------------

BRAKES & SUSPENSIONS

Type of front / rear brakes	Front discs 304 - Rear discs 290
Type of front suspension	Pseudo McPherson
Type of rear suspension	Rear axle with Panhard bar



*Single driver performance

**Provisional WLTP data under homologation. Minimum - maximum combined WLTP CO2 emissions on the engine. The vehicle's CO2 emissions depend on the version chosen and the options fitted to the vehicle.

(1) The CO2 emissions given are combined and expressed in grams per kilometer. The fuel consumption and CO2 emission values indicated are in accordance with the WLTP homologation (EU Regulation 2017/948). Since 1 September 2018, new vehicles have been type-approved on the basis of the globally harmonised test procedure for light vehicles (WLTP), which is a new, more realistic test procedure for measuring fuel consumption and CO2 emissions. This WLTP procedure completely replaces the New European Driving Cycle (NEDC), which was the test procedure used previously. As the test conditions are more realistic, the fuel consumption and CO2 emissions measured according to the WLTP procedure are in many cases higher than those measured according to the NEDC procedure. Fuel consumption and CO2 emission values may vary depending on specific equipment, options and tyre types. Be sure to contact your point of sale for more information. More information at www.peugeot.ie

DIMENSIONS 308 HB (mm)

EXTERIOR & INTERIOR



A	718
B	597
C1	886
C2	1743
D	857
E	770
E1	1050
E2	524
E3	689
F	891
G	866
H	510
I	452
J	1428
K	1443
L	1367
M	1411
N	129



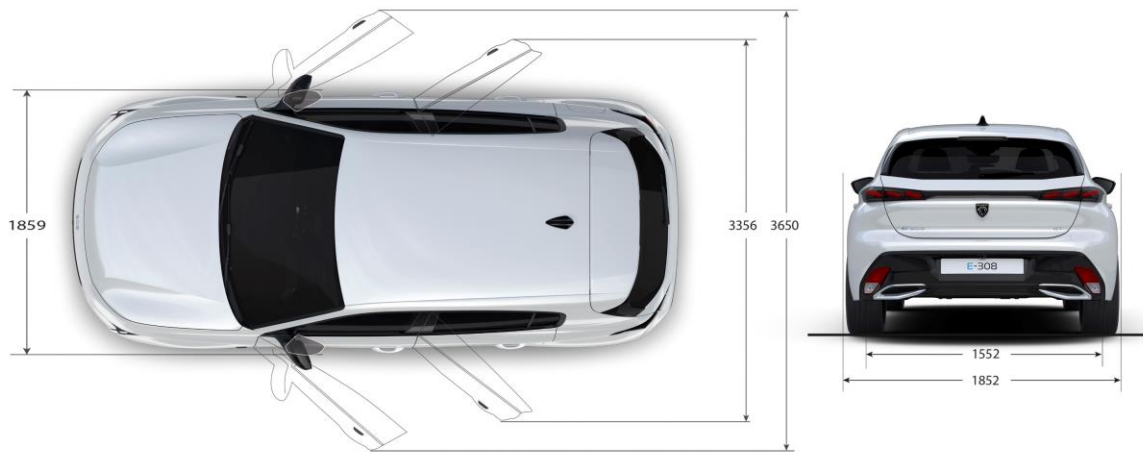
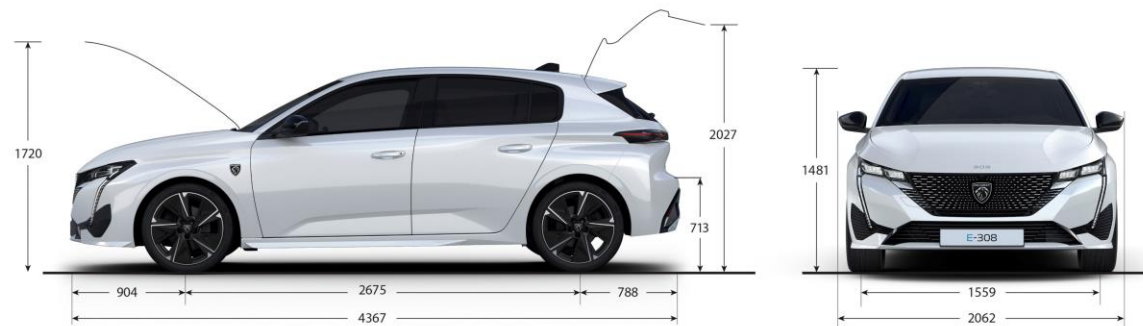
412 L

361 L (HYBRID)

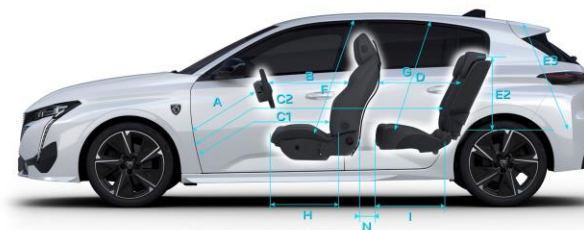
DIMENSIONS e308 HB (mm)

EXTERIOR & INTERIOR


New E-308



New E-308



A	718
B	597
C1	886
C2	1743
D	857
E	770
E1	1050
E2	524
E3	689
F	891
G	866
H	510
I	452
J	1428
K	1443
L	1367
M	1411
N	260



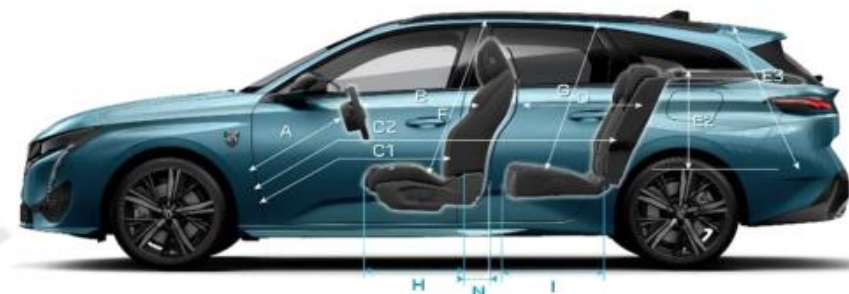



361 L

B

DIMENSIONS 308 SW (mm)

EXTERIOR & INTERIOR



A	718
B	597
C1	886
C2	1743
D	857
E	1026
E1	1029
E2	493
E3	797
F	891
G	882
H	510
I	450
J	1428
K	1443
L	1367
M	1414
N	129



608 L (plancher 2 positions)

548 L (HYBRID)



1634 L (plancher 2 positions)

1574 L (HYBRID)

